

The radically new interface for TYPO3 5.0!

T3CON09 - Friday, 11th September 2009, 10:30 - 12:00

The radically new user-interface- and the concept-visions for the TYPO3 5.0 backend and frontend are going to be shown the first time to a broader public audience, to you. Responsible for the innovative new interface and concepts behind TYPO3 5.0 are the well known three interface designers & concept architects Jens Hoffmann, Björn Brockmann & Rasmus Skjoldan. Two of them, Jens & Björn are going to hold this presentation about our new user interface and the strategic concept by introducing some visual details everybody has been waiting for several years already. But we are still in an early phase of the User Experience (*UX*) and User Interface (*UI*) projects for TYPO3 5.0, this means some details could still change slightly in the future. But we are going to explain in this presentation some details of the general concept, based on detailed wireframes (*not real designs*), for all the possible new frontend and backend modules in the future.

After the presentation there will be a „Birds of a Feather“ session where you can give us some feedback of your first impression or inspired additional ideas and maybe help us to bring this new concept even to the next level. But you need to attend this presentation first, please. :)

Our main wishes for the new interface and concept are a mostly self explaining UI and a UX as comfortable as technically reasonable, in combination of the known powerful scalability and flexibility of previous TYPO3 versions. It is also very important in our eyes, for TYPO3 to keep the „soul“ of our all „baby“ alive. We are aiming for a very simplified concept and modern look & feel for the next major version of TYPO3.

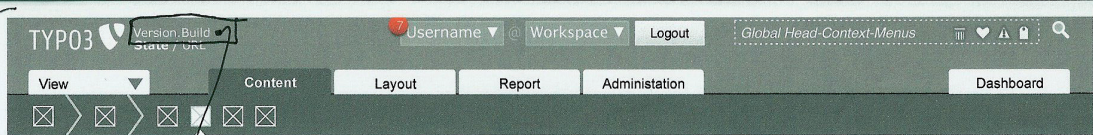
In this proceeding you can find some unpublished internal secrets and very raw sketches of the futuristic visions for the upcoming TYPO3 versions. They should give you a first impression of some ideas behind TYPO3 5.0. Just to make thing clear, nothing in those sketches is mean to be final and fully thought through, it's a very early experimental stadium, but it is exclusive content and gives you an inside taste of the creative work behind this new UI and UX.

Jens Hoffmann

Creative Director (*d.k.d Internet Service GmbH*)
TYPO3 Usability Team Leader
TYPO3 5.0 Core Team Member
„Official TYPO3 Websites“ Team Member
TYPO3 Marketing Team Member
jens@typo3.org

Björn Brockmann

Senior User Experience Planner (*Leo Burnett GmbH*)
TYPO3 Usability Team Member
bjoern@typo3.org



Update möglich wird hier direkt mit Anzeigt

TYPO3 5.02.67 Update available: 5.03.62

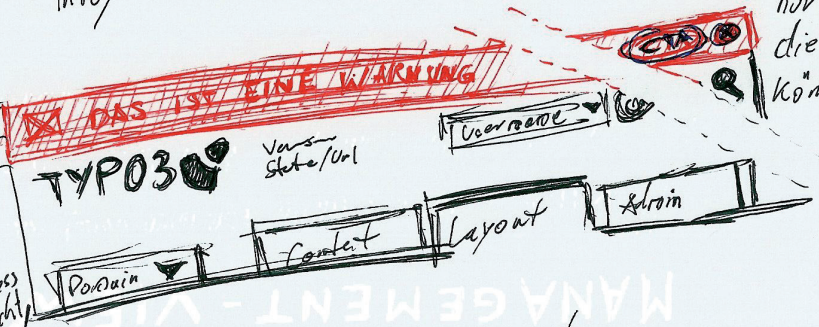
Button ~~→~~ Linked in Update

Manager rein
[Intern!]

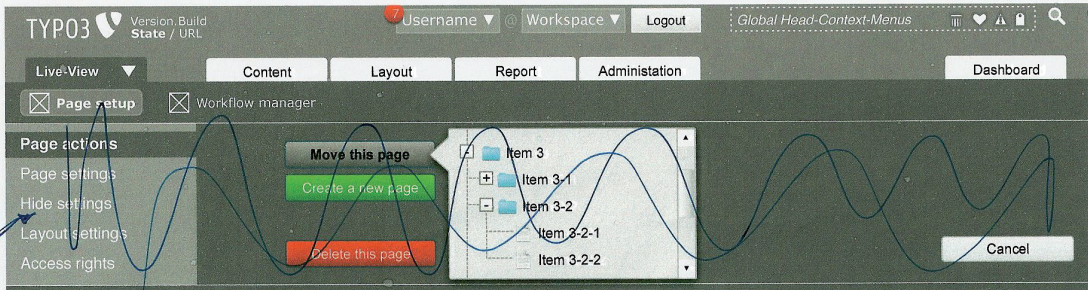
↳ System besteht selber
nur aus Paketen
die aktualisiert werden
können

Info/Alert Leiste oberhalb einblenden

Expand
↓
Wird nach
Unten geschoben
wenn ein
Fehler, der
aber den Prozess
nicht unterbricht,
aktiviert.




667 Security Warnings



Horizontal

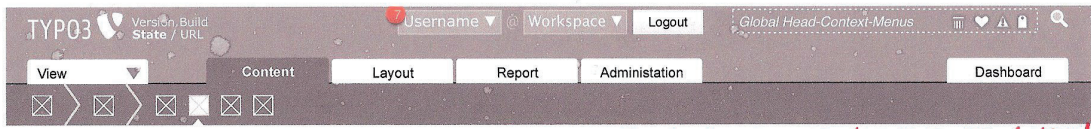
- Page Content
- Page Properties
- Page Accessrights
- Page Timings

- Page TAGs
- Page Versions
- Page Style



→ Move to Page Style!

CONTENT



Concept - Brüche besser nur Icons + Tool tip! → Action mit Text?

Anstatt Cancel!

- Gelenktes Element
- Guter Kontrast

Info TAB:

- Relation
- Versions (Not stored yet)
- Editoren

Add Images via O&D zum Inhaltsbaum

- Images/Vektor
- Videos
- PDF/Word/Excel

WORD = IRRE

NEW
↓
Table style
Wordart
↓
Clipboard
↓
SAVES

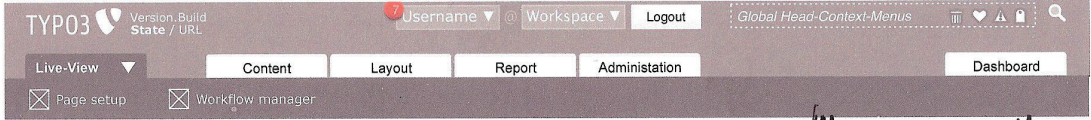
① STORE (OK)
② STORE (OK)
⋮
⑧ STORE (OK)
↓
SAVE

WYS WYG

① Add pure Text (selectbox)
② (Tooltip)
③ Add pure Text (Module tip)

Best Way!

Inline Text (Tooltip) ⇒ Module tip



Workflow & Versions

New

Aktion → store → Local Version (Photoshop Protokoll)

Aktion → Store → Local Version (Auto store)

⋮

Aktion → Store → Local Version

↓ (Auto save)

Cancel → All local Actions (Before) are lost!
But, if Autosave is activated the last Autosave State will temporarily exist.

Save → Backup Version (Comment change)

Workflow → Backup Versions (Real Save by different Editors)

↓ Move between Workspaces

Publish → Live Version → Version in Workspace (Add/Use connects)

- Versions
- History
- Undo
- Protokoll
- Workflow
- Process

Better Name for the "History/Undo" Modul in TYPO3.

Versions // Coverstore ansetzen

BLWS New [dropdown] [18:30] [dropdown]

Relace with [18:30] [dropdown] [OK]

Current Version Version
(Current Version will be stored as Backup)

Resetsets

- ① store ≠ Save
- ② No Editing in Live Workspace
- ③ Local Versions gets flushed on Workflow steps
- ④ Aktively use Publish to set something "Live"

TYPO3 Version, Build State / URL Username Workspace Logout Global Head-Context-Menus View Content Layout Report Administration Dashboard

Pushes Tree down! NO OVERLAY

VERSION TAB = OK ← Zeile ohne TABs darüber

1 2 3 4

Filter for: Test ① → 1.A 1.B 1.C

Domain

- Parent 1
- Parent 2 ① 2
- Parent 3

Will be removed

Show Parent Node

Search Filter

- Search also in collob nodes
- Show parents of matching child nodes in the Tree

TO TAB WIRD INNER DA AKTIV ANGEZEIGT

Autsteigend Absteigend

Show recent 5 used

Fixes Tooltip (Info on Rollover Must Have: DA NICHT ICONS!)

Tooltip deaktiviert via Usersettings Aktiv (default)

Order Group Tree by: Server

TYPO3 Version, Build State / URL Username Workspace Logout Global Head-Context-Menus View Content Layout Report Administration Dashboard

Schatten Trennt Header

Kein + ist inoffiziell mit Add

Doubleclicks to Edit Name

Filter = Wie die Suchfeld nach unten

Pre-Group by: Domain; User; Workspace; Server; Version

Group by: Hierarchy; Date; Tag; Category; Type

Pages Files Media

Order direction ASC ↔ DSC (All byside Hierarchy)

Add + → Default Page; Entry-Folder; Dividers; ~~Werbung~~; Root; Link

Edit ⇒ Mehrere Seiten (INAKTIV bis ein. eine Seite ausgewählt)

Delete ⇒ Need Selection

Move + ALT Copy = + STRG

Aktiv Aktiv 2ter Click deaktiviert wieder

sysFolder = Record Container

Move + Add + Delete + Edit

View + Info + Navigate + Config

Tag + Category + Einen Stapel + Konfigurationen

Version

Preferences + Help

TYPO3 Version, Build State / URL Username Workspace Logout Global Head-Context-Menus View Content Layout Report Administration Dashboard

Moves down when the Mouse enters the Frame. Moves up again when the Mouse leaves the Frame again.

3 THREE UNREAD MESSAGES ARE WAITING IN THIS CATEGORY OR IN THIS MODUL

Into das die Seite gerade bearbeitet wird. PID? Version? History?

Preview of a Page
 (A) Wire frame like abstracted
 (B) As Thumbnail
 A = Power2000.S0T.COM
 B = HTML → PDF → PNG
 Generate while Page-Save

ZOOM TO SELECTED CONTENT ONLY, HIDE ALL UNSELECTED ENTRIES IN THE LIST

DIGG INTO THE CONTENT
 CONTENT / SELECTION - FOKUS
 ↓ PAGE-TR00B??

ROOTLINE!

MAKE THIS NODE A VIEW-ROOT NODE WITH A SIMPEL BACKLINK TO A FULL-VIEW AGAIN (HIDE ALL OTHER)

TYPO3 Version, Build State / URL Username Workspace Logout Global Head-Context-Menus View Content Layout Report Administration Dashboard

Frame Actionbar
 Mouse Over
 Clickable shadow
 so wie bei iPad/iTunes
 Scrubbing-Aktion
 Davor sind die Icons Halbtransparent

Redundant

Suche
 Inner Rights
 Filter

Drag & Drop
 - Move / Re-Order
 - Copy (to clipboard)
 - Delete

Filter innerer Rechts wie Suche

Doppelclick aktiviert
DIRECT Inline-Editing
 ↳ Nur eine click Aktion
 ↳ Nur die Felder die eh aktiv waren

Click + Edit aktiviert
COMPLET INLINE-EDITING

Alternativ side TABS
 Würde besser zum Top Konzept passen

Cut & Paste?

| ID | Name | Value | Parameter |
|----|----------------|-------------------------|------------|
| 1 | | | |
| 2 | | | |
| 3 | | | |
| 4 | | | |
| 5 | | | |
| 6 | | | |
| 7 | System | raum dalaren pit/su/104 | 19.09.2027 |
| 8 | | | |
| 9 | Info Text | | |
| 10 | | | |
| 11 | Special Resize | | |

10% 200ms
 50% 200ms
 Rollover Hover 100% Effect

Mouse Cursor over the Frame separator

TAB 1 TAB 2 TAB 3 TAB 4 TAB 5

Gruppe 1
 Parameter 1: * Error → Error description on click in Form input
 Parameter 2: Value → Direct reset
 Parameter 3: Value → Changed (need to be stored)

Gruppe 2
 Parameter 1: * Icon → Pflicht feld

15= inline editing
 Actual IE
 Current IE
 Visual IE
 Direct IE
 Full IE
 Complete IE
 Simple IE
 Minimal IE
 Selected IE